

# 66-HEADLAMP

**Universal Small** 14.5cm  
**667-19800** Chrome steel **New**  
**667-19810** Black steel case  
**Yamaha style** FS1  
 T19 1 Pin Bulb 12V25/25W



**Universal Small** 14.5cm  
**669-02801** Chrome steel  
**669-02801-02** Black steel **New**  
 H4-P43T Halogen Bulb  
 12V55/60W



**Universal Small** 15.5cm  
**66-XAN-029** **NO Case**  
**Honda CD200** XL125\*XL185  
 Use with XAN-048 Case  
 3 Pin 12V35/35W Bulb



**Case Only**  
**66-XAN-048**  
 Use with XAN-029



**Bulb Socket**  
**66-XAN-029-S**  
 Use with XAN-029



**Universal Large** 18cm  
**66-XAN-422** Chrome steel

H4-P43T Halogen Bulb  
 12V55/60W

Honda copy  
 OEM# 33100-422-671  
 Fits: CB650  
 CB750  
 CB900  
 CBX1000  
 GL1100



**Universal Large** 20cm  
**667-09010**  
 Chrome plastic case **New**

**66-XAN-090**  
 Black plastic case

H4-P43T  
 Halogen Bulb  
 12V55/60W

Yamaha copy  
 RD350LC



**Universal** 19.5cm x 14cm  
**66-XAN-043** Black plastic case

H4-P43T  
 Halogen Bulb  
 12V55/60W



**DT125 \* DT175 YAMAHA** 18cm x 13cm  
**66-XAN-18G** **NO Case**

3 Hole 6V25/25W Bulb



**Custom** 11.5cm  
**Bottom Mount**  
 Blue dot high beam indicator  
**66-84121-02** Satin Black **New**  
**66-84121** Chrome  
 12V Standard bulb



**Custom** 14cm  
**Bottom Mount**  
**669-02901-02** Satin Black **New**  
**669-02901** Chrome  
 H4-P43T Halogen Bulb  
 12V55/60W





# 66-HEADLAMP

**Custom** 14cm  
**Bottom Mount**  
**With Visor**  
**669-02101**  
 Chrome

H4-P43T  
 Halogen Bulb  
 12V55/60W



**Headlamp Bracket**  
**669-01302** Black  
**669-01310** Chrome



**Vertiga Nose Fairing**  
**669-10212**  
 Carbon Fibre Look

MR16 12V35W  
 Halogen  
 Spot Lamp Bulb (x2)

Supplied with quick  
 release rubber mountings



**Alien Nose Fairing**  
**669-50202** Black

MR16 12V35W  
 Halogen  
 Spot Lamp Bulb (x2)

Supplied with quick  
 release rubber mountings



**Argon Nose Fairing**  
**669-60001** White  
**669-60002** Black  
**669-60003** Blue  
**669-60004** Red

T19 12V35/35W Bulb



T19 12V35/35W Bulb

Supplied with quick release rubber mountings

**Argon Nose Fairing**  
**With Indicators**  
**669-61001** White  
**669-61002** Black

T19 12V35/35W Bulb



Supplied with quick release  
 rubber mountings

Nose Fairings are made of durable plastic.  
 They are ideal for streetfighters or off-road.  
 Supplied with quick release rubber mountings.  
 12V bulbs included.



# 66-ELECTRICAL Please Note! Electrical parts cannot be returned.

## HT COIL NEW

### Universal GY6 New

**66-057A1**


Fits Many Chinese Motorcycles & Scooters



### Universal New

**66-059A1**

Universal Fitment



### Yamaha & Universal New

**66-12008**

6V & 12V

Points & CDI

Fits many Yamahas.

55mm center to center mount

With 7mm stud holes.

OEM # 2X6-82310-10  
355-82310-40

Old OEM Part nos

\*1L8-82310-10

\*1M2-82310-40

\*24X-82310-10

\*2K7-82310-10

\*2M4-82310-40

\*39K-82310-40

\*3A3-82310-40

\*43G-82310-40

\*4V5-82310-40

\*565-82310-10

\*5G4-82310-40

\*5X1-82310-40

\*5X6-82310-40

Fits:

AG100, AG175

DT125, DT175, DT250, DT400

IT175, IT200, IT250, IT400, IT125, IT465, IT490

PW80

YB50, YB100

YZ80, YZ100, YZ125, YZ250, YZ400, YZ465, YZ490


& many others.



## POINTS & CONDENSOR

### CD200 & XT500

| Model        |           | Part No.         | OEM No.       |
|--------------|-----------|------------------|---------------|
| CD200 Honda  | Points    | <b>66A-10399</b> | 30202-399-000 |
| XT500 Yamaha | Points    | <b>66A-70583</b> | 583-81621-50  |
| CD200 Honda  | Condensor | <b>66B-10402</b> | 30254-402-701 |
| XT500 Yamaha | Condensor | <b>66B-70583</b> | 583-81625-50  |





# 66-ELECTRICAL Please Note! Electrical parts cannot be returned.

## FLASHER RELAY

### GS150 2 Pin (fits 3 Pin)

12V 10W-23W **66-150-12V**  
6V 8W-10W **66-150-6V**



### 12V LED 2 Pin (fits 3 Pin) Fit when installing LED indicators

Works on LED & Globe type indicators

**66-413-LED**



## Hooter

### Universal

65mm Diameter \* Zinc Coating

**6V 66-18306**  
**12V 66-18312**



### Universal New


102mm Diameter \* Black Gloss Coating  
**12V \* 2.5Amp \* 105 Decibel \* LOUD!**

**66-1108B-12V**



### Fuse Holder Universal


**66-1000Y**



### 6Volt Rectifier

**66-353-81970**

Honda \* Suzuki \* Yamaha OEM# 353-81970-63



# 66-ELECTRICAL Please Note! Electrical parts cannot be returned.

## STARTER RELAY (SOLENOID) NEW

### Universal NEW

12Volt 300Amps

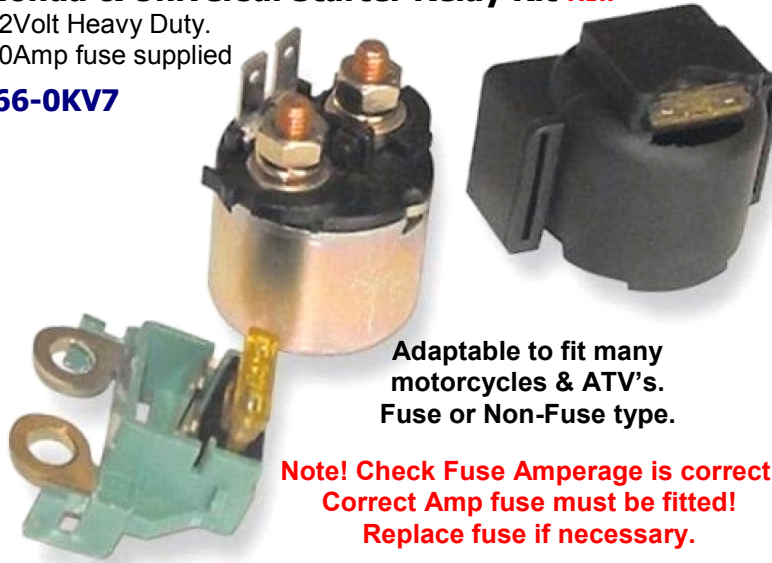
**66-041A1**



### Honda & Universal Starter Relay Kit NEW

12Volt Heavy Duty.  
20Amp fuse supplied

**66-0KV7**



Adaptable to fit many  
motorcycles & ATV's.  
Fuse or Non-Fuse type.

**Note! Check Fuse Amperage is correct.  
Correct Amp fuse must be fitted!  
Replace fuse if necessary.**

### Honda \* Yamaha & Universal NEW

12Volt 100Amps

**66-03AY**

#### Honda ATV's & Motorcycles

##### OEM#

35850-HC4-000

35850-HA8-771 (CX500\*CBX1000)

#### Yamaha ATV's & Motorcycles

##### OEM#

22U-81940-10

34Y-81940-00

35X-81940-00


3AY-81940-00 **SR250**

3MW-81940-01

4KB-81940-01

4KD-81940-00

Fits many 80's, 90's & early 00's Yamaha  
Motorcycles, ATV's & Generators



### Honda TRX ATV & Universal NEW

**66-0TRX**

#### Honda OEM#

35850-HF1-670

35850-HM7-000

35850-HN0-671

35850-HN2-A01

35850-HN7-003

35850-HN8-003

35850-HP1-601

#### Fits these Models

|          |       |
|----------|-------|
| TRX90    | 06-14 |
| TRX200   | 90-97 |
| TRX350   | 00-06 |
| TRX400   | 95-07 |
| TRX450   | 98-09 |
| TRX450ER | 06-14 |
| TRX500   | 01-14 |
| TRX650   | 03-05 |
| TRX680   | 06-14 |





# 66-ELECTRICAL **Please Note! Electrical parts cannot be returned.**

## STARTER RELAY (SOLENOID) **NEW**

### Honda \* Kawasaki Fits all these models & more!

#### NEW

12Volt 150A  
30Amp fuse  
supplied

#### 66-0MR5

#### Honda

#### OEM#

35850-KCN-003  
35850-MR5-007  
35850-MT4-003

#### Kawasaki

27010-0786  
27010-1327  
27010-1380  
27010-1446

| Honda       |       |           |       | Kawasaki       |       |
|-------------|-------|-----------|-------|----------------|-------|
| SH150I      | 10    | VT750C    | 98-15 | BN125          | 01-09 |
| CBR250R     | 11-13 | PC800     | 94-98 | ZX-6R / RR     | 95-14 |
| CRF250L / X | 04-15 | VFR800    | 98-09 | ER650/ER-6n    | 06-08 |
| CBR300R     | 14-15 | CB900F    | 02-07 | EX650 Ninja R  | 06-08 |
| CRF450X     | 05-15 | CBR900RR  | 93-03 | KLE650 Versys  | 06-10 |
| CB500 F/X   | 13-14 | CB1000    | 94-95 | ZX-7R/RR       | 96-03 |
| CBR500R     | 13-14 | CBR1000F  | 93-96 | VN800          | 99-06 |
| CB600F      | 04-06 | CBR1000RR | 04-07 | VN900          | 06-14 |
| CBR600F     | 91-06 | RVT1000R  | 00-06 | ZX-9R          | 94-03 |
| CBR600RR    | 03-15 | VTR1000F  | 98-05 | ZX-10R         | 04-07 |
| FSC600      | 02-10 | CBR1100XX | 97-03 | ZR/ZRX1100     | 99-00 |
| CTX700      | 14    | ST1100    | 91-03 | ZR/ZRX1200     | 01-05 |
| NC700 D/J/X | 12-15 | VT1100    | 95-07 | ZX-12R/ZX1200  | 02-06 |
| NT700V      | 10-11 | ST1300    | 05-11 | ZG1400         | 08-14 |
| CB750       | 99-03 | VT1300    | 10-15 | ZX-14/ZX1400   | 06-11 |
| RVF750R     | 94    | VTX1300   | 03-08 | VN1500/ VN1600 | 99-08 |
| VF750C      | 94-03 | GL1500    | 97-03 |                |       |
| VFR750F     | 90-97 |           |       |                |       |

**Note! Check Fuse Amperage is correct.  
Correct Amp fuse must be fitted!  
Replace fuse if necessary.**



### Suzuki \* Yamaha Fits all these models & more!

#### NEW

12Volt  
30Amp fuse  
supplied

#### 66-018P

#### Suzuki

#### OEM#

31800-06G00/10  
31800-08H00  
31800-13E00  
31800-38G00/10  
31800-21E10/20  
31800-41G10  
31800-44G00  
31800-47E00

| Suzuki    |       |          |       | Yamaha         |       |
|-----------|-------|----------|-------|----------------|-------|
| TU250X    | 09-12 | TL1000   | 97-03 | YFM125 Raptor  | 11-13 |
| AN400     | 03-14 | GSX1250F | 10-13 | YFM250 Raptor  | 08-13 |
| GSX600F   | 98-06 | GSF1250  | 07-11 | YFZ450R        | 09-14 |
| GSX-R600  | 06-14 | GSX1300B | 08-11 | YFM550 Grizzly | 09-14 |
| RF600     | 94-95 | GSX1300R | 08-14 | YFM700 Grizzly | 06-14 |
| DL650     | 04-04 | VL1500   | 98-14 | YFM700 Raptor  | 06-12 |
| GSX650F   | 08-09 | VZ1500   | 09    |                |       |
| SV650     | 99-09 | VZR1800  | 06-14 |                |       |
| SVF650    | 09-14 |          |       |                |       |
| GSX750F   | 98-06 | LT-A400  | 08-14 |                |       |
| GSX-R750  | 06-14 | LT-F400  | 08-14 |                |       |
| VZ800     | 97-09 | LT-A450X | 07-10 |                |       |
| RF900     | 95-97 | LT-A500X | 09-14 |                |       |
| DL1000    | 02-14 | LT-A700X | 06-07 |                |       |
| GSX-R1000 | 05-14 | LT-A750X | 08-14 |                |       |

**Note! Check Fuse Amperage is correct.  
Correct Amp fuse must be fitted!  
Replace fuse if necessary.**



### Yamaha **NEW** 66-05EK

### Fits all these models & more!

#### OEM#

1D0-81940-00/01/02  
1DX-81940-00  
2C0-81940-00  
4BH-81940-00/01/02  
4DN-81940-00/10/11/12  
4JG-81940-00/10/12  
4SV-81940-00/10/11/12  
4XE-81940-00/12  
4YR-81940-00/01/02  
5EK-81940-00/01/02  
5HH-81940-00/02  
5JW-81940-02  
5TJ-81940-12  
5VN-81940-00

|                 |       |              |       |
|-----------------|-------|--------------|-------|
| TT-R90E         | 03-07 | GTS1000      | 93-94 |
| TT-R125E        | 03-14 | YZF1000R     | 96-01 |
| TW200           | 01-15 | YZF-R1       | 98-14 |
| TT-R230         | 06-15 | FZ1 * FZS1   | 01-14 |
| YBR250          | 09-15 | XVS1100      | 99-09 |
| XT250           | 10-15 | XT1200Z      | 10-14 |
| WR250F * WR450F | 03-14 | XVZ13A       | 96-13 |
| XP500           | 01-06 | FJR1300      | 03-07 |
| FZS600          | 02-04 | XV1600       | 99-03 |
| FZ6 * FZ6-R     | 05-14 | MT01 1700    | 07-09 |
| FZR600R         | 94-95 | VMX17 V-Max  | 10-12 |
| YZF600R         | 95-07 | XV1700       | 02-14 |
| XJ6 F/N/S       | 09-13 | XV1900       | 06-14 |
| XT600E          | 99-02 |              |       |
| YZF-R6          | 99-14 | YFM250       | 99-09 |
| XVS650 V-Star   | 97-14 | YFM350       | 95-13 |
| MT03 660        | 06-12 | YFM400       | 00-09 |
| XT660           | 09-14 | YFM450       | 03-14 |
| FZ-8            | 11-13 | YFZ450       | 04-14 |
| TDM850          | 96-01 | YFM660F      | 02-08 |
| TRX850          | 96-98 | YXR660 Rhino | 04-06 |
|                 |       | YFM660R      | 01-04 |

**Note! Check Fuse Amperage is correct.  
Correct Amp fuse must be fitted!  
Replace fuse if necessary.**

